

Fixtures

A fixture in Sytewise is the physical asset at a property that everything else revolves around. It is the piece of equipment -- an HVAC unit, a display, a lighting fixture, a security camera -- that gets surveyed, serviced, tracked, and documented over time. Work orders are written to address it, surveyors inspect it, parts are attached to it, and its condition history lives with it. If a property is the address, the fixture is what is actually inside that address that you are responsible for managing.. From the [Property / Trade](#) you can create fixtures in several ways. [Click here to get the read in depth about *Creating and Managing Fixtures*.](#)





Fixtures

status/total 4/5

+ Fixture + Group Clone

Add a fixture, Create A Group, Clone Checked

Group, Clone Checkbox

● RTU1  	<input type="checkbox"/>	0/1
[17ft+] CARRIER PKG UNIT 4518P29363 [admin] Fri Apr 2, 2021 01:30:07 PM		
● RTU2	<input type="checkbox"/>	1/1
[17ft+] CARRIER PKG UNIT 4518P29361 [survey] Tue Mar 23, 2021 03:25:50 PM Last activity		
● RTU3	<input type="checkbox"/>	1/1
[17ft+] CARRIER PKG UNIT 4518P29362 [survey] Tue Mar 23, 2021 03:25:50 PM		
● RTU4	<input type="checkbox"/>	1/1
[17ft+] CARRIER PKG UNIT 4518P29359 [survey] Tue Mar 23, 2021 03:25:50 PM		
● RTU5  	<input type="checkbox"/>	1/1
[17ft+] TRANE SPLIT SYS unknown [wo] Tue Mar 23, 2021 04:05:00 PM		

Has note, has image icons

 Import Fixtures

Import fixtures from CSV

Revision #6

Created Fri, Apr 2, 2021 12:47 AM by Joe Smith

Updated Mon, Jun 1, 2026 9:06 PM by Jeff Thornhill